



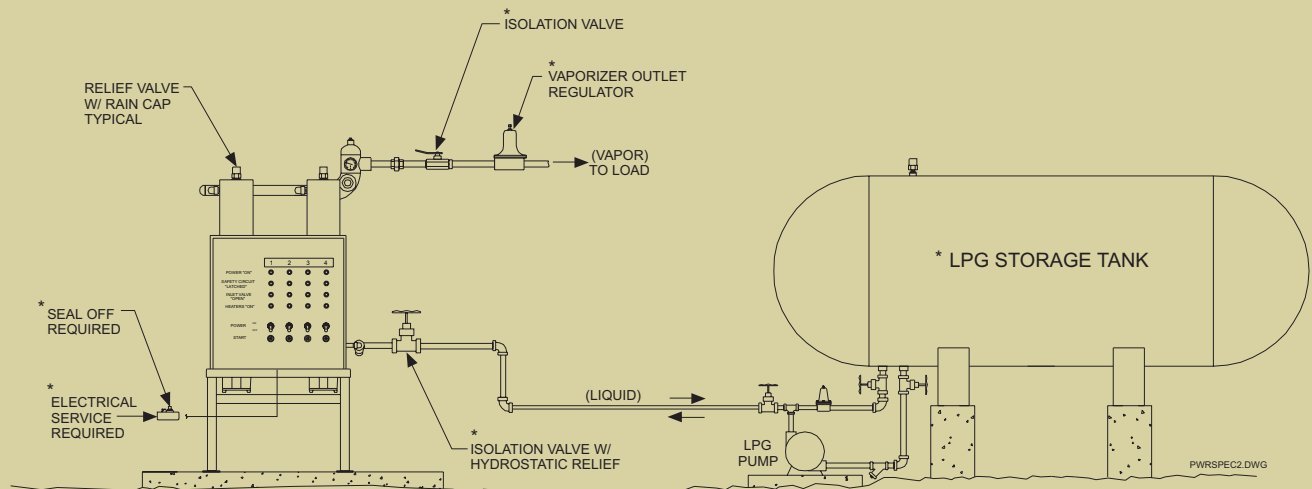
POWER[®]

LPG Vaporizer



POWER

the power of innovation



NOTE: NO CHECK VALVES IN LIQUID LINE; LIQUID MUST BE ABLE TO FLOW IN BOTH DIRECTIONS.

Power series vaporizers safely and efficiently vaporize LPG for Commercial, Industrial, and Utility applications

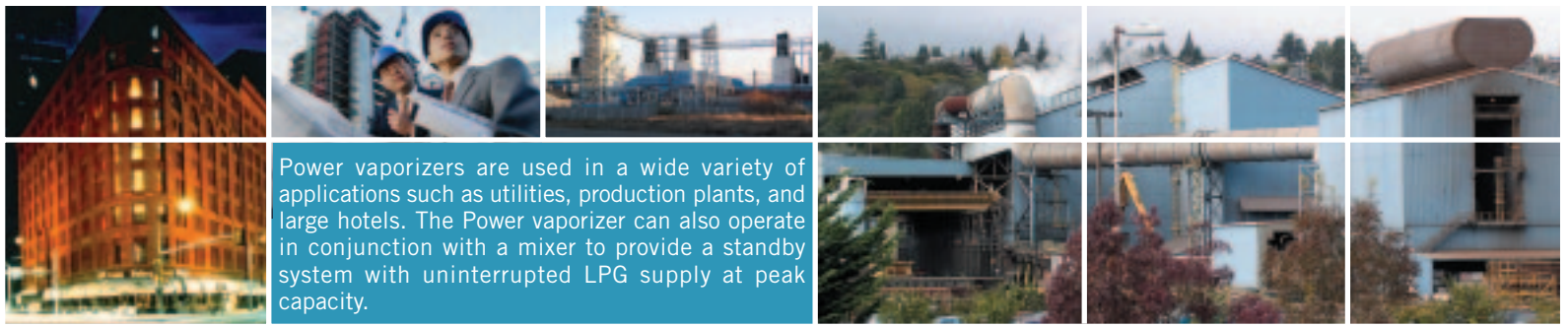
Features

- No water required, no corrosion or rust, no monitoring or refilling of liquids.
- Requires only 45 seconds to reach operating temperature from a cold start.
- Meets Class 1, Division II, Group D requirements specified in NFPA pamphlets 58 and 70.
- Pressure vessel designed to ASME specifications.
- UL stamped external relief valve for each core: 250 psig/17.6 kg/cm².
- State of the art microprocessor based control system with digital indicator for status/problem code display.
- Rain tight NEMA 4 enclosure with status lights protects electrical control components.

- Thermal efficiency exceeds 97%.
- 100% turndown capability.
- Float activated high liquid level safety.
- Two independent, direct monitoring, high temperature safety shutdown devices.
- Integral inlet safety solenoid valve.
- Minimum 15F/8.4 C superheat at 100%.
- Cross linked polyethylene insulation jacket.
- Pressure balanced LPG supply/delivery operation.
- Wide range of available voltages: 380V, 415V, 440V, 480V, 575V, 50/60HZ.
- Complete with all operating and safety controls.
- Ready to connect to plant facilities.
- Automatic restart after electrical power interruption standard on Class 1, Division II, Group D units.

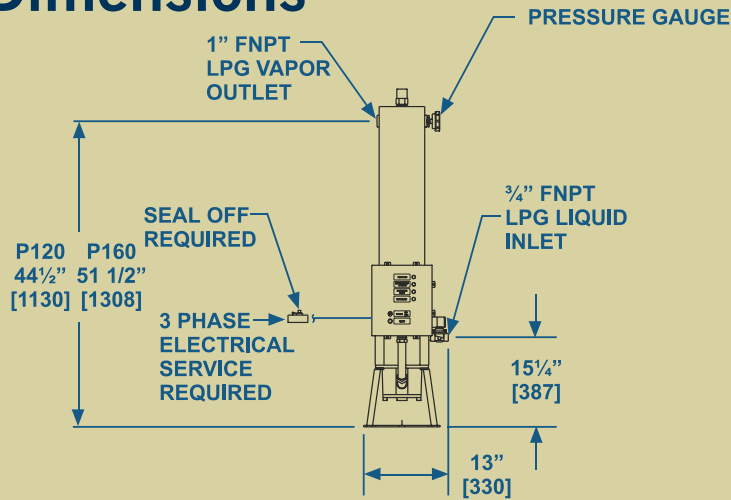
Options

- Explosion proof electrical configuration (Class 1, Division I, Group D).
- Auto Restart.
- Economy operation.
- Remote alarm output.
- Remote control panel.
- Valve & Strainer Package.

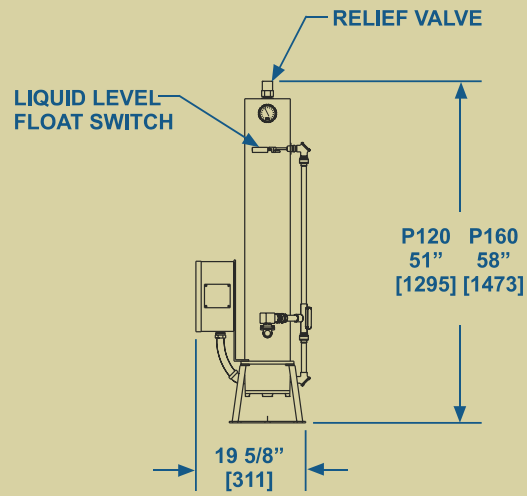


Power vaporizers are used in a wide variety of applications such as utilities, production plants, and large hotels. The Power vaporizer can also operate in conjunction with a mixer to provide a standby system with uninterrupted LPG supply at peak capacity.

Dimensions

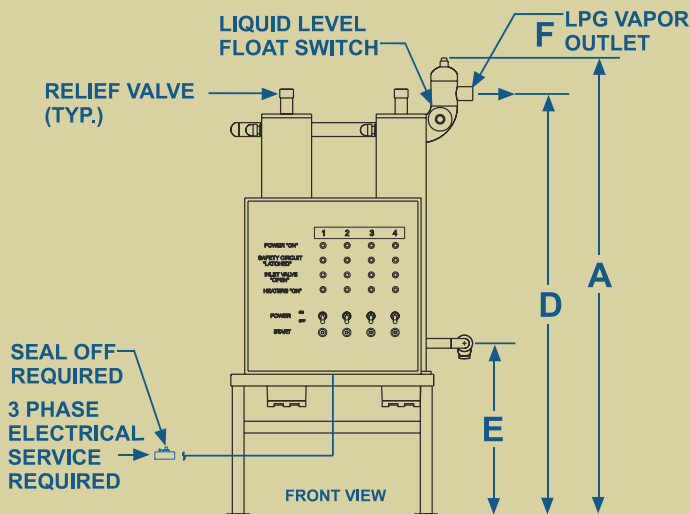


FRONT VIEW

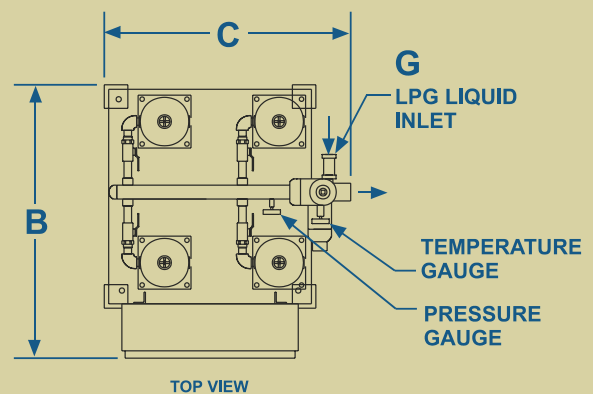


SIDE VIEW

MODEL	P240	P320	P480	P640	P800	P960
A	64 1/2" 1638 mm	72" 1828mm	72" 1828mm	78" 1981mm	78" 1981mm	78" 1981mm
B	33 3/4" 857mm	33 3/4" 857mm	46 1/4" 1174mm	46 1/4" 1174mm	46 1/4" 1174mm	46 1/4" 1174mm
C	39 1/2" 1003mm	39 1/2" 1003mm	39 1/2" 1003mm	42" 1066mm	61 1/4" 1555mm	61 1/4" 1555mm
D	58 1/2" 1486mm	66" 1676mm	66" 1676mm	72" 1828mm	72" 1828mm	72" 1828mm
E	29 1/2" 750mm	29 1/2" 750mm	29 1/2" 750mm	29 1/2" 750mm	29 1/2" 750mm	29 1/2" 750mm
F	2" FNPT	2" FNPT	2" FNPT	2" FNPT	2" FNPT	2" FNPT
G	1" FNPT	1" FNPT	1" FNPT	1" FNPT	1" FNPT	1" FNPT



FRONT VIEW



TOP VIEW



SPECIFICATIONS

	MODEL	P120	P160	P240	P320	P480	P640	P800	P960
Nominal	U.S. gallon/hr	120	160	240	320	432	544	640	720
*Vaporization Capacity	kg/hr	230	307	460	614	829	1044	1228	1382
	lbs/hr	508	677	1016	1354	1827	2300	2707	3046
	Million BTU/hr	10.9	14.5	21.8	29.0	39.3	49.5	58.3	65.6
	Million kcal/hr	2.7	3.65	5.40	7.30	9.90	12.5	14.7	16.5
Heat Exchanger Surface Area	ft ²	5.5	7.1	11.0	14.2	21.3	28.4	35.5	42.6
	m ²	.51	.66	1.02	1.32	1.98	2.64	3.3	3.96
Pressure Vessel Design Pressure	psig	250	250	250	250	250	250	250	250
	kg/cm ²	17.6	17.6	17.6	17.6	17.6	17.6	17.6	17.6
Pressure Vessel Test Pressure	psig	375	375	375	375	375	375	375	375
	kg/cm ²	26.3	26.3	26.3	26.3	26.3	26.3	26.3	26.3
Pressure Vessel Liquid Capacity	U.S. gallons	1.9	2.3	3.8	4.6	6.9	9.2	11.5	13.8
	liters	7.3	8.7	14.0	17.4	26.1	34.8	43.5	52.2
Operating Temp. Range	F	194-203	194-203	194-203	194-203	194-203	194-203	194-203	194-203
	C	90-95	90-95	90-95	90-95	90-95	90-95	90-95	90-95
Shipping Weight	lbs	160	225	570	700	1050	1300	1650	1900
	kg	72.8	102	260	318	477	590	749	863

*Vaporization capacity ratings at 100 psig (7.0 kg/cm²) and at 0°F (-17.8°C) liquid propane with full rated voltage. Higher pressures or lower temperatures will decrease the capacity accordingly. Vaporization capacity ratings vary relative to input and rated voltage.

For more information, contact your ASDI distributor or factory Customer Service (USA) representative.

Electrical

	MODEL	P120		P160		P240		P320		P480		P640		P800		P960	
VOLTAGE	PHASE	KW	AMPS	KW	AMPS	KW	AMPS	KW	AMPS	KW	AMPS	KW	AMPS	KW	AMPS	KW	AMPS
380	3	30	45.4	40	59.7	60	90.8	80	119.4	120	179.1	160	238.8	200	298.5	240	358.2
415	3	35	49.6	40	54.8	70	99.2	80	109.6	120	164.4	160	219.2	200	274	240	328
440	3	30	39.3	40	51.7	60	78.6	80	103.4	120	155.1	160	206.8	200	258.5	240	310.2
480	3	35	42.9	40	47.4	70	85.8	80	94.8	120	142.2	160	189.6	200	237	240	284.4
575	3			40	39.4			80	78.8	120	118.2	160	157.6	200	197	240	236.4





Offered By:

Power Equipment Company
2011 Williamsburg Road
Richmond, Virginia 23231

T: 804-236-3800

F: 804-236-3882

www.peconet.com

sales@peconet.com